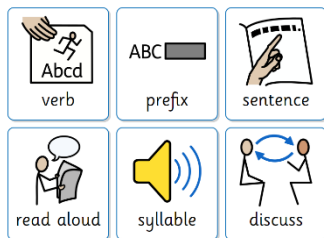



English

- I can add different endings to verbs that don't need to change.
- I can add the prefix 'un-' to the beginnings of words to change their meanings.
- I can read my writing aloud so that it can be heard by my teachers and peers.
- I can spell and read the common exception words for year 1.
- I can read words with more than one syllable.
- I can compose a sentence orally before writing it.
- I can discuss what I have written with the teacher or other pupils.



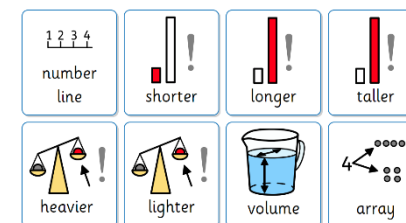
Year 1, Term 4

Animals on our planet.




Maths

- I can count from 20 to 50.
- I can say what is one more and one less with numbers to 50.
- I can show numbers including a number line.
- I can say if objects are longer or shorter, taller or shorter.
- I can measure lengths in cm.
- I can say if an object is heavier or lighter.
- I can compare volume.
- I can counts in 2s, 5s and 10s.
- I can recognise equal groups.
- I can make arrays.




Science

- I can identify and name a variety of common animals including fish, amphibians, reptiles, birds and mammals.
- I can describe and compare the structure of a variety of common animals. (fish, amphibians, reptiles, birds and mammals, including pets)
- I can describe the types of foods that living things eat.
- I can explore the difference between wild animals and pets.
- I can explain the characteristics of an animal.



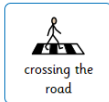
Art

- I can investigate different materials and how they can be adapted.
- I can shape and model materials for a purpose.
- I can work as part of a group to create a piece of work.
- I can use art and design to communicate ideas from observations, experiences, my feelings, and my imagination.




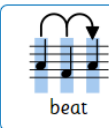

RSE

- I can understand how I can help people around me.
- I can understand the types of things I am responsible for.
- I can understand the importance of preventing accidents.
- I can recognise the difference between being responsible and irresponsible.
- I can understand why it is important to stay safe when crossing the road.
- I can recognise a range of safe places to cross the road.




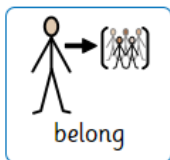
Music

- I can sing a simple song together with movements/playing instruments to the steady beat.
- I can understand how musical sound/instruments can be used to represent a theme.
- I can learn to make up new lyrics using rhyming words.




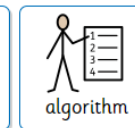
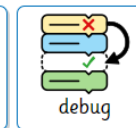
RE

- I can recognise that we all belong to something.
- I can identify how Christians show that they belong.
- I can identify how Muslims show that they belong.
- I can identify how Jewish people show that they belong.
- I can explain how Christians welcome a new baby.
- I can explain how some people show that they belong to one another.



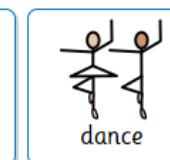
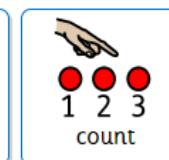
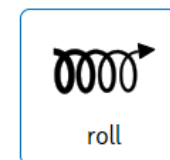
Computing

- I can understand the functionality of the basic direction keys.
- I can understand how to create and debug an algorithm.
- I can create a longer algorithm for an activity.
- I can understand the differences between traditional books and e-books.
- I can save a page that I have created.
- I can add animation to a picture.
- I can play the pages I have made.
- I can save any changes I make to my animation.



PE

- I can develop technique and control when performing shape jumps.
- I can develop technique in the barrel, straight and forward roll.
- I can develop rolls and use them in a sequence.
- I can link gymnastic actions to create a sequence.
- I can use counts of 8 to move in time.
- I can explore pathways in my dance.
- I can create my own dance using actions, pathways and counts.
- I can explore speed and actions in a themed dance.



These are the words that children in year 1 are expected to be able to read and spell by the end of year 1. Practice reading and writing them at home!

Year 1 Common Exception Words

the
a
do
to
today
of
said
says
are
were
was

is
his
has
I
you
your
they
be
he
me
she
we

no
go
so
by
my
here
there
where
love
come
some

one
once
ask
friend
school
put
push
pull
full
house
our



Lesson Sequence

1. Discover animal families



2. Learn about the differences between mammals and birds



3. Learn about the differences between amphibians, reptiles and fish




4. Discover the type of food living things eat



5. Explore the difference between wild animals and pets



6. Explain the characteristics of an animal



bird



- young born in eggs
- feathers
- warm-blooded

fish



- scales
- gills
- live in water
- cold-blooded

reptile



- young born in eggs
- cold-blooded

amphibian



- young born in eggs
- cold-blooded
- lives in water and on land

mammal



- young born live
- warm-blooded
- fur

What animals eat

herbivore



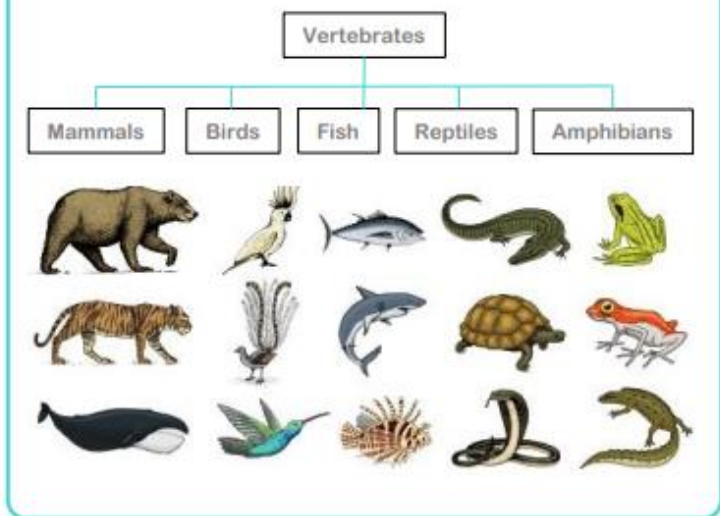
omnivore





















carnivore



Classification of animals



Carnivores		Herbivores		Omnivores	
 Tiger	 Cuttlefish	 Rhinoceros	 Deer	 Hedgehog	 Boar
 Platypus	 Anteater	 Parrot	 Koala	 Skunk	 Monkey
 Shark	 Lion	 Hippopotamus	 Giraffe	 Kiwi	 Bear