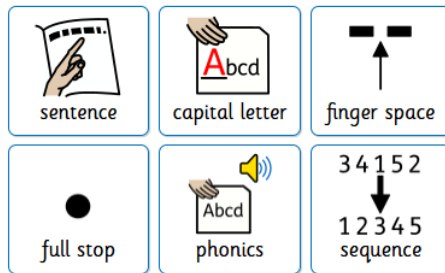


## English

- I can sequence events from a familiar story.
- I can retell a familiar story.
- I can say a sentence out loud before I write it.
- I can use capital letters at the beginning of a sentence.
- I can use finger spaces between words.
- I can use a full stop at the end of a sentence.
- I can use my sounds from phonics to help me spell words phonetically.



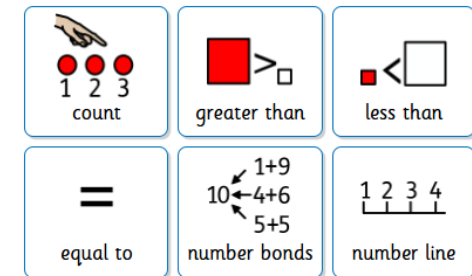
## Year 1, Term 1 Connected Curriculum Map

### Little Red Riding Hood




## Maths

- I can count, sort and represent numbers up to 10.
- I can recognise numbers to 10 as words.
- I can count on from any number within 10.
- I can find 1 more and 1 less within 10.
- I can use the terms 'less than, greater than and equal to' to compare numbers within 10.
- I can use a number line.
- I can write number sentences for numbers within 10 that include addition and subtraction.
- I can identify number bonds to and within 10.



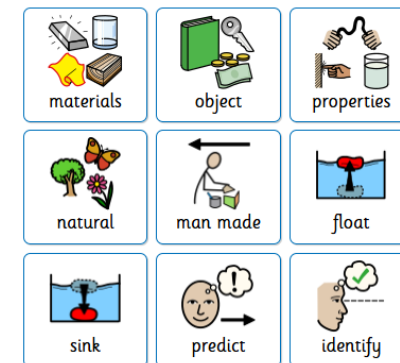
## Music

- I can keep in time with the song/march and find the beat.
- I can explore instruments found in marching bands.
- I can keep in time with a changing pulse.
- I can compose music to march to using tune and untuned percussion.
- I can respond to musical characteristics through movement.
- I can describe the features of a march.




## Science: exploring everyday materials

- I can identify and name a variety of everyday materials.
- I can distinguish between an object and the material it is made from.
- I can describe the properties of everyday materials.
- I can identify objects that are natural and those that are manmade.
- I can predict and identify if an object will float or sink.
- I can explore which materials are best for different objects.



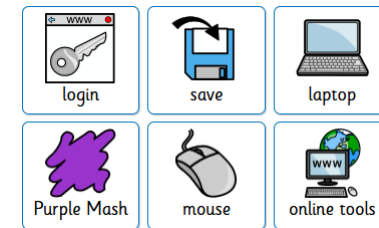
## History

- I can recognise the difference between the past and present.
- I can recognise the difference between old and new.
- I can sort artefacts between 'now' and 'then'.



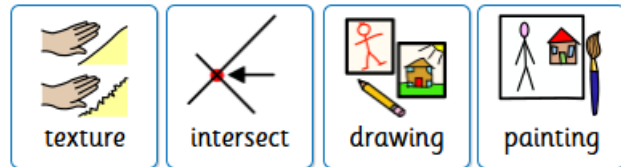
## Computing

- I can login to Purple Mash to start, save and complete 2Dos.
- I can save my work and find it again.
- I can use paint tools to draw a picture.
- I can create a jigsaw using a digital device and share it so that others can play.



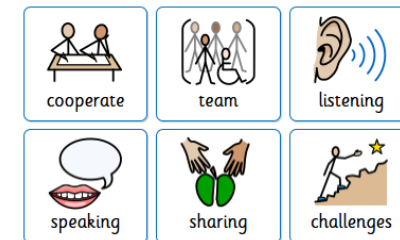
## Art

- I can explore creating different lines and shapes with a range of tools.
- I can describe how lines intersect when I observe objects I am drawing and painting.
- I can explore creating texture with a range of tools.
- I can use drawing and painting to represent objects.
- I can begin to combine media to create effects in my work.




## PE

- I can cooperate with a partner to complete challenges.
- I can explore working as a team.
- I can develop my talking, listening and sharing skills.
- I can use my speaking and listening skills to lead my partner.
- I can plan how to complete a challenge with a partner.
- I can plan with my team to help us do our best and be successful.




## RSE

- I can understand that my behaviour affects others.
- I can see that our actions and words can affect others.
- I can explore kind and positive behaviours.
- I can recognise that people's body language can help us understand how they are feeling and can be a way that we express emotions.
- I can identify appropriate and inappropriate touch and explore who to talk to if I feel uncomfortable.
- I can understand what jealousy is and how to deal with feeling like this.



## RE

- I can identify what it is to belong to a group.
- I can talk about who a Christian is and what they believe.
- I can recognise some Christian symbols and images.
- I can re tell a story that show what Christians might think about God.



These are the words that children in year 1 are expected to be able to read and spell by the end of year 1. Practice reading and writing them at home!

## Year 1 Common Exception Words

the  
a  
do  
to  
today  
of  
said  
says  
are  
were  
was

is  
his  
has  
I  
you  
your  
they  
be  
he  
me  
she  
we

no  
go  
so  
by  
my  
here  
there  
where  
love  
come  
some

one  
once  
ask  
friend  
school  
put  
push  
pull  
full  
house  
our





## Knowledge Organiser: Exploring Everyday Materials 1

Careers connected to materials:  
builder, construction worker,  
material engineer



### Lesson Sequence



1. Identify and name a variety of everyday materials



2. Distinguish between an object and the material it is made from



3. Describe the properties of everyday materials



4. Identify objects that are natural and those that are manmade



5. Predict and identify if an object will float or sink



6. Explore which materials are best for different objects

### Natural objects



### Man-made objects



### Objects floating



### Objects sinking



### Objects which absorb water



### Objects which repel water



### Different Materials



fabric

### Objects made from Materials



shirt



metal



bolts



wood



chair



plastic



bottle

### Opaque



### Transparent

